

# Read Liberia Activity

2020 REVISION

## Let's Read

### Grade 1



# Read Liberia Activity

## LET'S READ, Grade 1

2020 REVISION

This publication was produced with support from the U.S. Agency for International Development through the *USAID Read Liberia Activity* under Contract No. AID-669-C-17-00003.

This publication is an adaptation of an original work produced with support from the U.S. Agency for International Development through the *USAID Liberia Teacher Training Program Phase Two (LTTP II)* project under Award No. AID-669-A-001-000116.

MINISTRY OF EDUCATION REPUBLIC OF LIBERIA  
3rd Street Sinkor  
P.O. BOX 10-9012  
1000 MONROVIA,  
10 LIBERIA WEST AFRICA



This work is available under the Creative Commons Attribution 4.0 IGO License (CC BY 4.0 IGO). To view a copy of this license, visit <https://creativecommons.org/licenses/by/4.0/legalcode>. Under a Creative Commons Attribution 4.0 International Public License, you are free to copy, distribute, transmit, and adapt this work, even for commercial purposes, under the following conditions:

**Attribution**—If you copy and distribute this work in its entirety, without making changes to content or illustrations, please cite the work as follows: *Reproduced from an original work by the USAID and licensed under the Creative Commons Attribution 4.0 IGO License.*

**Translations**—If you create a translation of this work, please use the following label on your work: *Translated from an original work developed by the USAID and licensed under the Creative Commons Attribution 4.0 IGO License. This translation was not created by USAID and should not be considered an official USAID translation. USAID is not liable for any content or error in this translation.*

**Adaptations**—If you create an adaptation of this work, please use the following label on your work: *This is an adaptation of an original work developed by the USAID and licensed under the Creative Commons Attribution 4.0 IGO License. Views and opinions expressed in the adaptation are the sole responsibility of the author or authors of the adaptation and are not endorsed by USAID.*

**Third party content**—USAID does not necessarily own each component of the content contained within the work. USAID therefore does not warrant that the use of any third-party owned individual component or part contained in the work will not infringe on the rights of those third parties. The risk of claims resulting from such infringement rests solely with you. If you wish to re-use a component of the work, it is your responsibility to determine whether permission is needed for that re-use and to obtain permission from the copyright owner. Examples of components can include, but are not limited to, tables, figures, or images.



Office of the Minister

REPUBLIC OF LIBERIA  
**MINISTRY OF EDUCATION**  
3rd Street, Sinkor  
MONROVIA, LIBERIA



**Foreword**  
***Read Liberia Activity***

February 17, 2020

Dear School Authorities, Teachers, Parents, Community Members, and Students,

I am pleased to introduce the revised ***Read Liberia Activity*** series of books for students in Grades 1 and 2 to help them learn to read fluently and to understand what they have read.

For each grade, there is a set of four books, which should be used together: one Student Activity Book, one *Let's Read* book, and two Teacher Instructional Guides.

- The Student Activity Book is to be used daily by the students in class and at home.
- The *Let's Read* book is a class reader, and, like the first book, should be used daily by the students, both in class and at home.
- The other two books in the set are the Teacher Instructional Guides (one for Semester 1 and the other for Semester 2), which provide daily lesson plans for teachers. The Teacher Instructional Guides are to be used together with the student books.

The Ministry of Education, Republic of Liberia, is confident that if these revised materials are used systematically and correctly throughout the year, students will develop good basic reading skills by the end of Grade 2, and these reading skills will help their learning in other subjects throughout their academic career as they use their skills to read for understanding. The Ministry, therefore, expects the books to be well used, starting in the 2020–21 school year.

The ***Read Liberia Activity*** series of books is the result of more than 10 years of work on early grade reading in Liberia, informed by international scientific research on the very best ways to teach children to read. Teachers and parents who previously encountered the USAID ***Read Liberia Activity*** series of books will recognize some of the lessons, stories, and activities that are featured there. The new, revised materials are an improved and expanded version, based on feedback received from teachers and schools over the years.

I extend sincere thanks and appreciation to all those who worked tirelessly to produce the ***Read Liberia Activity*** series. I wish to single out the United States Agency for International Development (USAID) for their financial and technical support, without which this publication would not have been possible.

*Foreword: Read Liberia Activity*

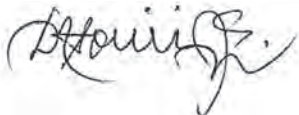
Special thanks go to the officials from the Department of Instruction of the Ministry of Education, especially those in the Center of Excellence for Curriculum and Textbook Research. Special thanks also go to the Departments of Administration and Planning of the Ministry, for their considerable inputs in the review of the materials. I acknowledge the technical leadership of RTI International and the valuable contribution of Brattle Publishing Group in content development, book design, and production.

Finally, I appeal to parents, community members, and other people working in or supporting education to encourage reading at school and in the home. This is the foundation of quality education, which helps to guarantee a promising future for our children and, by extension, Liberia.

Let's transform Liberia into an educated nation and a literate society by cultivating reading as a habit, especially for school-age children, whether in school or out of school. This is the beginning of confidence-building for children's lifelong learning. Parents, teachers, and school leaders, please ensure that your students at all levels, especially in early grades, adopt reading into their habits, because good reading skills foster understanding, both of which are the most dependable learning tools.

Thanks to all the contributors and sponsors.

Regards,



Prof. D. Ansu Sonii, Sr.  
Minister  
Ministry of Education  
Republic of Liberia

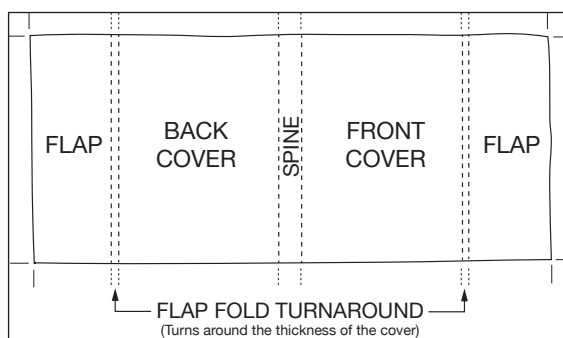


# How to Take Care of Your Book

Take good care of your book. If you do, it will last a long time.

There are ways you can care for your book.

1. Handle your book gently.
2. Keep your book in a dry and safe place.
3. Keep your book away from dirt and off the floor.
4. Wash your hands before you touch your book. Keep your hands clean while you read the book.
5. Do not fold the pages or rip the cover or pages of the book.
6. Make a cover for the book using paper or a paper bag.





# Contents

<b>Week 1</b> <i>I Am</i> . . . . .	1	<b>Week 19</b> <i>Beth and the Math Test.</i> . . . .	64
<b>Week 1</b> <i>The Rat.</i> . . . . .	3	<b>Week 20</b> <i>The Fresh Fish</i> . . . . .	68
<b>Week 2</b> <i>The Mat</i> . . . . .	5	<b>Week 21</b> <i>Hawa and the Train.</i> . . . . .	72
<b>Week 3</b> <i>The Cat Nap</i> . . . . .	8	<b>Week 22</b> <i>What Can You See in the Sea?.</i> . . . . .	79
<b>Week 4</b> <i>The Pot.</i> . . . . .	12	<b>Week 25</b> <i>A Very Fine Day</i> . . . . .	86
<b>Week 7</b> <i>In the Net.</i> . . . . .	16	<b>Week 26</b> <i>King Cats.</i> . . . . .	93
<b>Week 8</b> <i>The Ram.</i> . . . . .	20	<b>Week 27</b> <i>The Big Whale</i> . . . . .	100
<b>Week 9</b> <i>A Lot of Legs.</i> . . . . .	23	<b>Week 28</b> <i>I Find Bleh</i> . . . . .	107
<b>Week 10</b> <i>Sad Pam</i> . . . . .	30	<b>Week 31</b> <i>Massa and Her Drum</i> . . . . .	114
<b>Week 13</b> <i>On the Move</i> . . . . .	36	<b>Week 32</b> <i>In the City</i> . . . . .	121
<b>Week 14</b> <i>A Vet Helps Pets.</i> . . . . .	43	<b>Week 33</b> <i>Elephant Leaves Home</i> . . . . .	127
<b>Week 15</b> <i>The Big Box.</i> . . . . .	50	<b>Week 34</b> <i>Moths</i> . . . . .	133
<b>Week 16</b> <i>The Ship Crash.</i> . . . . .	57		

# Read-Aloud Pictures

## Week 1

*Dyuconjay and His Friend* . . . . . 143

## Week 2

*Toe, the Young Hunter* . . . . . 144

## Week 3

*Bendu* . . . . . 145

## Week 4

*Nyanquoi from Gbarnga* . . . 146

## Week 7

*Fun During Reading Class* . . . . . 147

## Week 8

*Adama and Her Hen* . . . . . 148

## Week 9

*The Chocolate Giant* . . . . . 149

## Week 10

*Candy Man* . . . . . 150

## Week 13

*My Hometown* . . . . . 151

## Week 14

*Joy at the Market* . . . . . 152

## Week 15

*It's Not Fair!* . . . . . 153

## Week 16

*New Friends* . . . . . 154

## Week 19

*Waiting for the Rain* . . . . . 155

## Week 20

*A Good Year* . . . . . 156

## Week 21

*Tumu, the Dancer* . . . . . 157

## Week 22

*Monrovia's Ducor Palace* . . 158

## Week 25

*A Bad Dog* . . . . . 159

## Week 26

*The Lost Bag* . . . . . 160

## Week 27

*Playing Ball* . . . . . 161

## Week 28

*The Missing Broom* . . . . . 162

## Week 31

*Ata's Visit* . . . . . 163

## Week 32

*The Leopard and the Rat* . . . . . 164

## Week 33

*Papa Kofi Learns a Lesson* . . . . . 165

## Week 34

*The Kitten and the Butterfly* . . . . . 166



## **A Note to Parents and Guardians**

Dear Parents and Guardians:


Welcome to **Read Liberia Activity**. This multiyear program was developed to teach your child the critical reading strategies and skills introduced in the Liberian National Curriculum. With the introduction of a comprehensive reading program—**Read Liberia Activity**—reading abilities and scores are expected to soar. This program builds upon the success of earlier initiatives and addresses the required skills that will help your child become a successful reader.

Throughout the year, your child will learn a variety of new reading skills. He or she will use most of the activity pages in the classroom as the teacher teaches new reading skills. He or she will complete the homework pages at home. The book also includes check-up assessments so that the teacher can monitor your child's progress and know when to provide additional teaching and support.




# I Am

by Nancy O'Leary



I am the

.



I am the

.

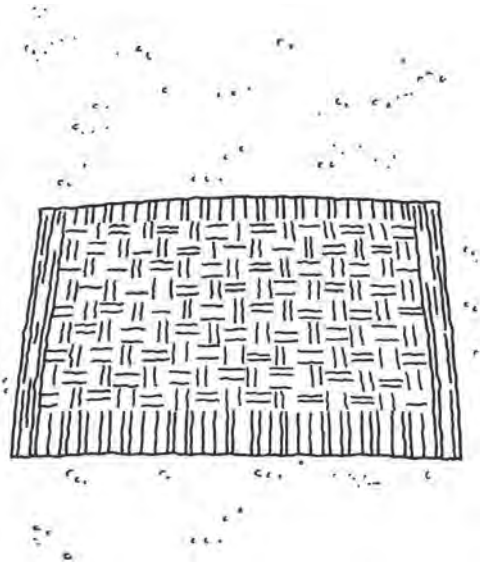
- 
1. What is the first word in the story?
  2. Who is in the story?

# The Rat


by Lili Henderson



**This is the rat.**



**This is the mat.**




The rat is **on** the mat.


- 
1. Who is this story about?
  2. Where is the rat?

# The Mat


by Lili Henderson



This is a mat.  
A rat is on the mat.



**The rat can see a cat.**




The rat **ran**.

The cat is on the mat.


- 
1. What can the rat see?
  2. What did the rat do?
  3. Where is the cat?

# The Cat Nap

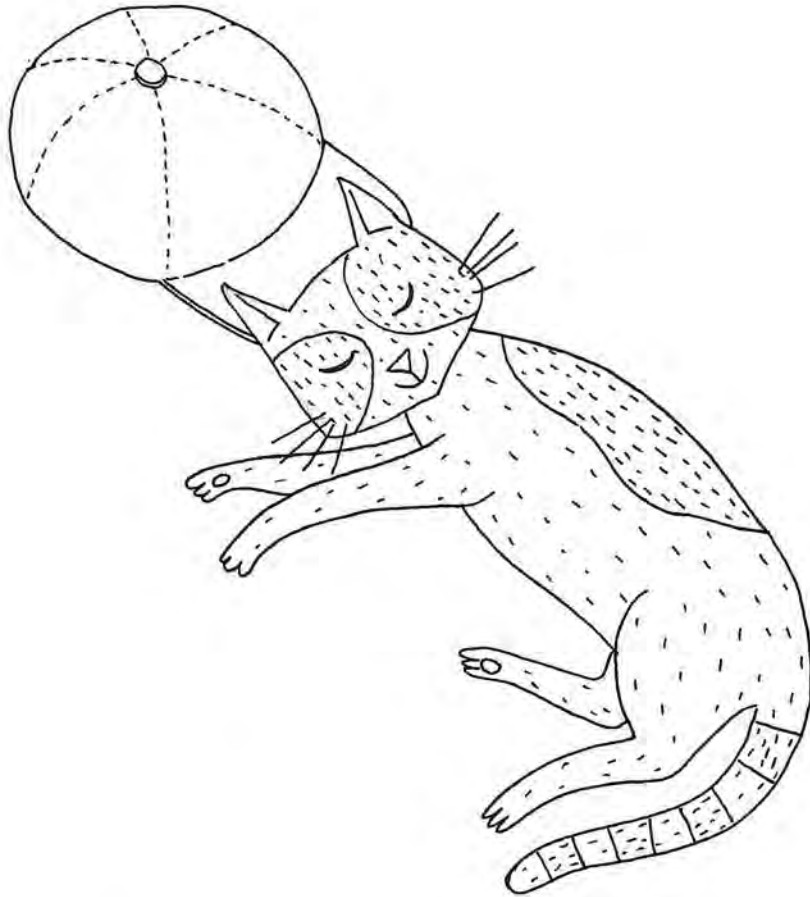
by Karon Harden



The cat has a **nap** in the pan.



The cat has a nap on the **tin**.



The cat has a nap on the **rim**  
of the **cap**.



The cat has a nap on the mat.  
I **pat** the cat.

- 
1. Who is the main character in the story?
  2. What does the cat do first?
  3. Where is the cat in the end?

# The Pot

by Susan Hartley




This is Pam.  
Pam has a **pot**.



The **top** is not  
on the pot.



The **bat** has  
a **bit** of it.



They **tip** the pot.  
They have a bit of it.



**Pam can see  
the pot.**




**Pam cannot  
have a bit  
of it.**


- 
1. Who are the characters in the story?
  2. Who drinks a bit from the pot?
  3. What is Pam's problem?

# In the Net

by Karon Harden



I see the ten men. **Pass** it!  
**Toss** it! Do not **miss** it!




They pass, they toss,  
they miss. No! I **sob**.



He nabs it.

They pass.  
They toss.  
It is on the rim!





**He taps it. Yes!**

**It is in the net!**

**I cannot sit! I toss my cap!**


- 
1. What are the men in the story doing?
  2. How many men are playing the game?
  3. Why does the boy sob?

# The Ram

by Marlena Zapf



**Dad and I got a ram.**  
**The ram is in the grass.**  
**We did not put it in a pen.**



The ram is big.  
Is the ram bad? I **grab** Dad.



No, the ram is not bad.  
Dad **grins**. He pats the ram.

- 
1. Who are the characters in the story?
  2. Where is the ram?
  3. Is the ram bad?

# A Lot of Legs

by Lili Henderson



Natursports / Shutterstock.com

Look at this!  
It has 2 legs.



Look at this big cat. It has  
4 legs. It **runs** in the grass.



Kondah / Wikimedia Commons / CC BY-SA 4.0

Pigs have 4 legs, too.  
They **dig** in the **mud**.



ilovestockphoto / Shutterstock.com

This is an ant.  
It has 6 legs.  
It sits in the **sun**.



Tony Wear / Shutterstock.com

**This bug has 6 legs, too.**



BMJ / Shutterstock.com

**How many legs do they have?**  
**They have 8 legs.**  
**They have a lot of legs!**



AlexandreGibo / Shutterstock.com

**How many legs do they have?  
No legs!**

- 
1. How many legs does the big cat have?
  2. What does the pig do?
  3. How many legs does the ant have?

# Sad Pam

by Frankie Baer




This is Pam. Pam sits in the hot sun. Pam has a pot, but it is not **full**. Pam is sad.




This is Puff. Puff can see  
sad Pam on the **hill**.  
**Puff must help Pam!**



**Puff can hunt. Puff has  
a fat rat. You can have this  
rat, Pam.**



This is Len. Len must help Pam, too. You can have this, Pam.



Finn and Fran see Pam.  
They must help Pam, too.  
Finn and Fran fill the pot.  
The pot is full.



**Pam is not sad. Pam has fun.  
Puff and Len have fun.  
Finn and Fran have fun, too.  
They have a bit of this and  
a bit of that!**

- 
1. Who are the characters in the story?
  2. What is the setting?
  3. What is the problem in the story?

# On the Move

by Lili Henderson




Thomas Barrat / Shutterstock.com

**We like to move.  
It is fun to move.**



Natursports / Shutterstock.com

They like to run and jump.  
They run **fast**. Who will **win**?



JMichtl / iStockphoto.com

**This man and his dog  
like to jog.**



This **kid** hops and kicks  
as he moves.




aceshot1 / Shutterstock.com

**This kid got a hit.  
He skids to a stop.**



Markus Gebauer / Shutterstock.com

Do you like to swim?  
It is fun to get **wet**.



Aleksandar Todorovic / Shutterstock.com

**Just pick up a stick and spin! It is fun to move!**

1. What is the topic of the text?
2. What are the different ways that people move in the text?
3. What are some ways you like to move?

# A Vet Helps Pets

by Marlena Zapf



**A pet can get sick.**

**A pet can get hurt.**

**A vet helps pets get well.**



**Buzz! Buzz! It is a bug.  
The bug zigs and zags.  
The cat bats at the bug.**



**The bug bit the cat.  
The cat got sick.  
The cat can go to the vet  
to get well.**



**The vet helps the cat.  
The cat gets well.**




**The dog runs.**

**The dog zigs and zags.**



The dog fell. It is hurt.  
The dog can go to the vet  
to get well.




**The vet helps the dog.  
The dog gets well. The vet  
helps all pets get well.**


- 
1. What is this text about?
  2. How does the cat get sick?
  3. How does the dog get hurt?

# The Big Box

by Susan Hartley




Ox said, “This is a big **box**.  
I want this box.”




**“This is not your box,”  
said Fox.**

**“It is my box!  
I want that box!”**



**“I will butt you,” said Ox.**



**“I will pop you,” said Fox.**



**“Quit it!”** said a man.

**“Do not vex me!**

**This box is not your box,”**

**he said. “It is my box.”**



“See? It has my sax in it,”  
the man said.

“Hand me my sax and  
I will **fix** this.”



## Ox and Fox relax and have fun.

1. Who are the characters in the story?
2. What is the problem in the story?
3. Why don't Ox and Fox get into a fight?

# The Ship Crash


by Ollie White



Dad and I go to get fresh fish. We have a sack for the fish.




We get there and see  
**a ship crash.**




The door of the ship is **shut**.  
The people cannot get out.  
They yell, “Help! Help!”



**We are in shock. We want to help, but we cannot swim!**



There is a crash and a big splash. Yes! Now the door is not shut.



The people swim to the land  
in a **rush**.



## Dad and I are glad!

1. Who are the characters in the story?
2. What is the setting?
3. What did Dad and the girl see when they got to the sea?

# Beth and the Math Test

by Ollie White



When Beth had a math test, she did not want to go to school. She said to her mom, “I think I am sick.”



“My chest hurts. My hands  
**itch. My thumb is thick**  
and red. It throbs a lot.”

Beth’s mom got a wet rag.  
She put it on Beth’s thumb.



“I will help you,” said Beth’s mom. “Sit and do your math. Do not rush. I will **check** it.”

Beth did as her mom said.

“Yes!” said her mom. “You did it! I think you can go to school.”




**Beth can do her math. She can go to school. Her thumb does not throb. Now Beth will do well on the math test.**

- 
1. Who are the characters in the story?
  2. What is the setting?
  3. Why doesn't Beth want to go to school at first?

# The Fresh Fish

by W. Teerix Beh



One day, Fred goes to the bay to fish.


“Today I have not come to play. Today I **pray** I will catch a fish for my mom and dad.”



He puts **bait** on his line. Then he tosses his line in the bay and waits.


Fred waits and waits.

In a bit, there is a **tug** on his line.



But it is not a fish. It is a frog!

“I will not **fail** to get a fish today. I may have to wait a bit, but I will stay until I get a fish.”



Fred puts bait on his line and tosses it back in the bay.


It begins to rain, but still he waits. “I have **faith** I will catch a fat, fresh fish this day!”

At last there is a big tug on his line. Fred gets a very big fish!


- 
1. Who is the character in the story?
  2. What is the setting?
  3. Why does Fred go to the bay?

# Hawa and the Train

by Patience U.G. Suah




Hawa has a new home.  
It is next to the **train** track.




Hawa has never seen a train.  
She wants to see one.



A man said that a train will  
run past Hawa's home on the  
weekend.



Hawa waits and waits.  
She does not see the train.



One Sunday she feels a  
deep thunder in her feet.

Look! It is the train! The train  
**wheels** spin very fast. The  
wheels **screech** to a stop.



Hawa sees some kids on the train. They seem very **friendly**.

She **greet**s the kids. The kids greet her.




Hawa **dreams** that one day she will have a seat on a train, too.

Then she can greet the kids that wait to see the train.

- 
1. Who is the main character in the story?
  2. What is the setting?
  3. What does Hawa want to see?

# What Can You See in the Sea?

by Frankie Baer



Ewan Chesser / Shutterstock.com

This fish lives in the sea.  
Some people keep these fish  
as pets in their homes.




The whale shark is the biggest fish in the sea.

Adam Brill / Shutterstock.com

Are you **brave**? This fish is as big as a bus!

But do not be **afraid**. It eats **plants**, not people!



eye-blink / Shutterstock.com

**This is not a fish. This crab  
has made its home in a  
hole.**

**It lives in the sea, too.**



Skynetphoto / Dreamstime.com

**Crabs have shells and ten legs. Some people like to eat crabs.**



This sea snake  
has black bands.

Nick Poling / Shutterstock.com

**Stay safe! Do not poke this  
sea snake when you swim!  
It may kill you!**



Some jellyfish are not big, but this one is very big.

Boris Pamikov / Shutterstock.com

What is this? It is not a fish.  
It has no **bones!** It drifts  
like a blob in the sea.



octopus

Stubblefield Photography / Shutterstock.com




sea dragon

Alberto Nieves / Shutterstock.com



sea slug

marianneb / Shutterstock.com



sea star

Cigdem Sean Cooper / Shutterstock.com



stingray


Rich Carey / Shutterstock.com

**What are these?  
They live in the sea, too.**

1. What is this text about?
2. Why are there captions?
3. Why are there labels on the last page?


# A Very Fine Day

by Susan Hartley



One day in June, Pam **woke up** with a big **smile**.

“This is a very fine day,”  
she said.




Pam had green grapes to eat.  
She cleaned her teeth.




She checked the **time**.  
Then she sat and waited  
for a tap on her door.




But there was no tap, and  
no one came to see her.  
Pam did not like to wait  
**inside.**



**She went out to look,  
but no one was there.**



“This is not such a fine day,”  
Pam said. “I **wish** I had a  
sweet potato pone!”



After a while there was a tap on the door. Pam ran to look.

“Now it is a very fine day,”  
said Pam.

1. Who are the characters in the story?
2. What problem did Pam have?
3. How was her problem solved?

# King Cats

by Frankie Baer



Iakov Filimonov / Shutterstock.com

This is a big cat.  
We say that big cats  
are **king** of the jungle.



Mark Beckwith / Shutterstock.com

Big cats have **strong** legs and a long tail. This cat is running fast. Its **lungs** must be **pumping** fast, too!



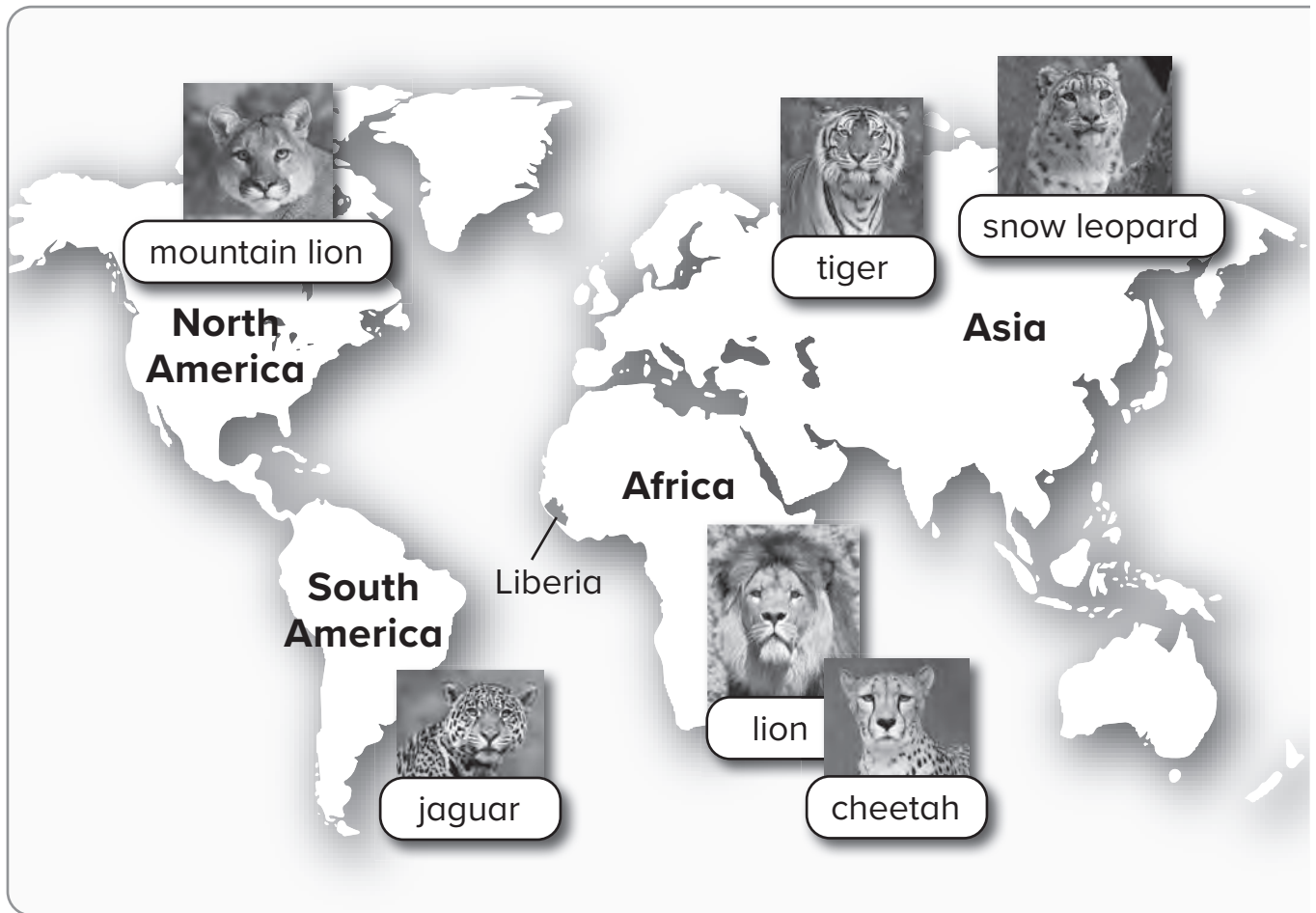
Dennis Donohue / Shutterstock.com

This big cat is hunting its **prey**. It will bring a **meal** home to its cubs.



Kjersti Joergensen / Shutterstock.com







**This big cat is waiting in  
the grass. It does not want  
its prey to see him.**



**Where do we see big cats?  
Look at the map! They have  
many homes and many  
names.**



Some big cats have spots,  
some have stripes, and some  
have a mane.

Big Cats Have		
<p>whiskers</p> 	<p>a long tail</p> 	<p>strong legs</p> 
<p>good eyes</p> 	<p>sharp teeth</p> 	<p>sharp claws</p> 

## What do big cats have?

1. What is this text about?
2. Where on the map does it show that big cats live?
3. Why do some big cats hide in the grass?

# The Big Whale

by W. Teerix Beh



Teta and Papa went to  
the **coast**.




**Teta played with Papa  
on the sand.**




Teta looked out to sea at the big waves.

Something very big was swimming low in the foam of a **wave**. The big thing **floated** past.



“Papa, what is that? Is it a slow **boat**?” she asked.

“No, that is a whale,” said Papa.



“Where did the whale come from?” asked Teta.

“It came from the **deep**, deep sea,” said Papa.



“If we had a boat, we could **row** out and see it,” said Teta.

Papa grinned. “Yes, we could do that. But now we need to go home.”



**That night, Teta had a dream.  
In her dream, she and Papa  
rode on the back of the big  
whale.**

1. Who are the characters in the story?
2. What did Teta see swimming in the water?
3. What did Teta want to do so that they could see it better?

# I Find Bleh

by Ollie White



Bleh came to see us  
every day. Bleh's home is  
on the coast.



One day, it got too **late** for Bleh to go home to the coast. She **sighed**. She wanted to go to sleep.



**Bleh could spend the night with us. Mom showed her to her bed.**




After a while, I heard a **thud**.  
What kind of thud was it?



The thud came from Bleh's bed. Was Bleh in her bed?  
I needed to **find** Bleh.



There she was! She was walking slowly. She was up, but she did not see me. She **bumped** right into me.



**I did not mind that Bleh bumped into me. It looks like Bleh walks in her sleep!**

- 
1. Who are the characters in the story?
  2. Why didn't Bleh go home?
  3. What was Bleh doing in the middle of the night?

# Massa and Her Drum

by Patience U.G. Suah



Massa had a round drum.  
She was very proud of it.



One night, Massa had a dream. Her drum drifted away into a cloud.



**Massa shouted out loud.  
She reached out to get  
the drum. But she could  
not get it.**



**Massa frowned.**  
**She felt very sad.**



**Massa sat down on a  
branch. She began to cry.**

**“I want my drum!” she  
shouted. But no one  
answered.**



Then Massa heard a sound.  
Was that her drum?  
She looked down. There was  
her drum on the **ground!**  
She found it!



Then Massa woke up.  
She hugged her drum.  
She was glad it was  
just a dream.

- 
1. What is this story about?
  2. What happened to Massa's drum in her dream?
  3. What happened at the end of the dream?

# In the City

by Lili Henderson



Peeter Viisimaa / iStockphoto.com

A big city is a busy place.  
Cars rush here and there  
**downtown.**



Courtesy of Brattle Publishing Group

People of all ages move at a fast **pace** in the city. They have a lot of things to do.



Peeter Viisimaa / iStockphoto.com

**People talk on cell phones  
in the city. They have a lot  
to talk about.**



MickyWiswedel / iStockphoto.com



Courtesy of Brattle Publishing Group

You can get all you **need** in the city. Do you need to get **rice** or **spices**? You can find them in the city. You can get all kinds of things to eat.



Henk Vrieselaar / Shutterstock.com

**Do you need some nice clothes? You can get them in the city for the right price.**




Peeter Viisimaa / iStockphoto.com

**In the city, you can sit  
on a bench and see the  
people go by.**


- 
1. What is this text about?
  2. What can you see in a city?
  3. What are some things you can buy in a city?

# Elephant Leaves Home

by Susan Hartley




Elephant did not like a lot of **loud** sounds. Her friends talked a lot.



“I do not like **all** these loud sounds,” she said.


“I will find a quiet place to live by myself.”




So Elephant walked and  
found a quiet place to live.

For a while, it was nice.  
There was no sound at all—  
not even a small one.

She saw no one. She  
talked to no one. No one  
made a peep.



Not a caw from Hawk  
in the tall tree. Not a  
**growl** from Lion's **jaws**.  
Not a **grunt** from Hippo,  
not even a **yawn**.



Elephant began to feel sad.  
This was not right. She began  
to think that some sounds  
might be nice after all.  
So Elephant walked back  
to her friends at **dawn**.




And they talked and talked  
all day.

1. Who are the characters in the story?
2. What is Elephant's problem?
3. How does Elephant try to solve her problem?
4. What lesson does Elephant learn in the end?

# Moths

by Frankie Baer



kunakos / iStockphoto.com (main photo), South12th Photography / Shutterstock.com (inset photo)

They fly at night, but they  
do not get lost. They use  
the sky to find their way.  
They are moths.

Butterfly Hunter / Shutterstock.com



butterfly



5D2 / Shutterstock.com

moth

**Moths are not butterflies.  
Butterflies are out in the day.  
Moths are out at night.**

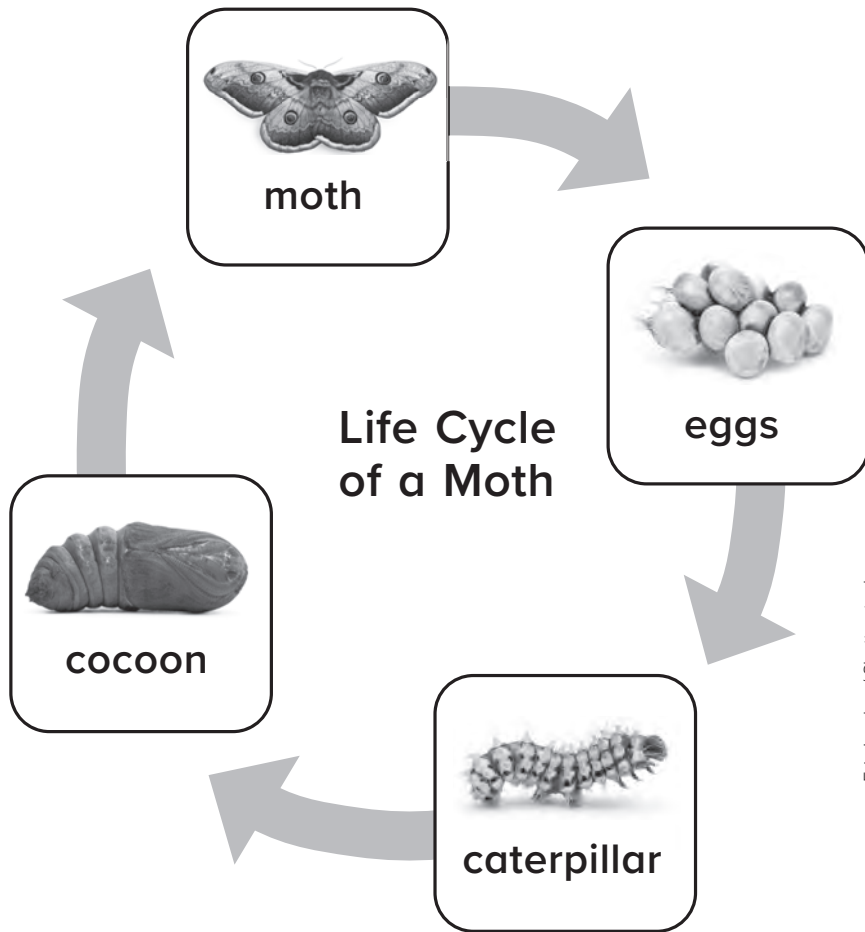


moth



butterfly

Butterflies have a long, thin **body**. Moths have a thick, **soft** body. Butterflies have **bright** colors on their **wings**. Moth wings are **dull**. The wings of a butterfly and a moth are not strong.



**Moths and butterflies  
lay eggs that grow into  
caterpillars.**





Vladyslav Starozhylov / Shutterstock.com

**Moths can help people.  
They take pollen from  
one plant to the next.  
This helps plants grow.**



Matt Jeppson / Shutterstock.com

Some people do not like moths because moth caterpillars eat crops. Some small moths also eat **cloth**.

	
<b>Moths</b>	<b>Butterflies</b>
Fly at night	Fly in the day
Dull or brown wings	Bright colors on wings
Thick body	Thin body
Thick feelers	Thin feelers
Wings lay flat when they sit	Wings are up when they sit
Hatch from silk cocoon	Hatch from chrysalis

1. What is the story about?
2. How are moths and butterflies different?
3. How can moths help people?



# **Read-Aloud Pictures**



# Dyuconjay and His Friend



walk alone new  
happy house

## Toe, the Young Hunter



hunt      agree      swim      watch  
have fun      forgot

# Bendu



food    old    share  
hungry    kind

## Nyanquoi from Gbarnga



thin wash cook  
reply vexed

## Fun During Reading Class



want      problem      mistake  
work      important

# Adama and Her Hen



egg    sell    drop  
break    careful

# The Chocolate Giant



daughter      make      giant  
heart      real

# Candy Man



shopkeeper

candy

bag

hole

pick up



## Joy at the Market



stepmother

unkind

look for

find

surprised

# It's Not Fair!



vegetable

grow

stay

fair

decide

# **New Friends**



**beautiful/plain**

**chat**

**quiet**

**invite**

**clothes**

# Waiting for the Rain



crops      dry      wait  
rain      save      cloud

# A Good Year



harvest

plenty

clothes

rescue

look forward to

# Tumu, the Dancer



village      dance      sing  
perform      enjoy

# Monrovia's Ducor Palace



hotel      building      war  
destroy      renovate

# A Bad Dog



prize

excited

pieces

cry

hug

# The Lost Bag



carry    lost    panic  
laugh    funny

# Playing Ball



throw      catch      hit  
face      promise

# The Missing Broom




in charge of      strange  
sound      goat      busy

## Ata's Visit



visit      electricity      pleased  
mosquito      fruit

## The Leopard and the Rat



caught      beg      tie  
rope      chew      free

# Papa Kofi Learns a Lesson



seeds      sneak      steal  
disappointed      ashamed      greedy

## The Kitten and the Butterfly



sigh shiny fur  
jealous thankful